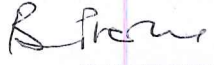


**SIES College Of Management Studies**  
NERUL, NAVI MUMBAI  
**Balance Sheet**

1-Apr-2018 to 31-Mar-2019

Liabilities	SIES College Of Management as at 31-Mar-2019		Assets	SIES College Of Management Studies as at 31-Mar-2019	
<b>Capital Account</b>		<b>156,250</b>	<b>Fixed Assets</b>		<b>69,046,456</b>
Capital Equipment Fund	156,250		Building	79,333,896	
			Computer & Electronic Equipments	28,016,750	
<b>Loans (Liability)</b>		<b>-</b>	Electrical Equipments & Installations	35,757,991	
Loans & Advances (Liability)	-		Furniture & Fixtures	11,952,939	
			Land	18,915,175	
<b>Current Liabilities</b>		<b>595,613</b>	Motor Cars	946,602	
Duties & Taxes			Solar Panel (Building Utility)	3,129,000	
Sundry Creditors	350,572		Solar Power Generation System	2,088,750	
Retention Money	-		Less : - Depreciation Reserve Building	(46,638,126)	
Security Deposits Received	-		Less : - Depreciation Reserve Computer & Electronics Equip	(26,271,593)	
Students Deposit & Other Advance Received	245,041		Less : - Depreciation Reserve Electrical Equipments & Instal	(25,812,257)	
			Less : - Depreciation Reserve Furniture & Fixtures	(6,296,876)	
<b>Current Liabilities Others</b>		<b>1,562,710</b>	Less : - Depreciation Reserve Motor Car	(946,602)	
Outstanding Dues Payable	1,471,185		Less : - Depreciation Reserve Solar Panel (Building Utility)	(5,129,194)	
Unutilised Project Grants	-				
DTE Facilitation Centre Charges Payable	-		<b>Investments</b>		<b>11,300,000</b>
Monthly Provisional Expenses	-				
Provision for Expenditure	91,525		<b>Current Assets</b>		<b>11,324,184</b>
			Deposits (Asset)	2,589,259	
<b>Profit &amp; Loss A/c</b>		<b>942,310,915</b>	Loans & Advances (Asset)	730,081	
Opening Balance	846,201,054		Sundry Debtors	2,321,843	
Current Period	96,109,861		Bank Accounts	2,905,043	
			Fee Receivable	273,000	
			Fee Receivable - SC/ST	1,469,373	
			Tax Status	305,245	
			Prepaid Expenses	730,340	
			<b>Branch / Divisions</b>		<b>852,954,849</b>
			Interunit Transactions	279,363,956	
			Transfer of Funds - In	(456,872,898)	
			Transfer of Funds - Out	1,041,763,791	
			Transfer of Funds - Out (Society)	(11,300,000)	
<b>Total</b>		<b>944,625,488</b>	<b>Total</b>		<b>944,625,488</b>



  
**DIRECTOR**  
**SIES COLLEGE OF MANAGEMENT STUDIES**  
 PLOT 1-E, SECTOR V, NERUL,  
 NAVI MUMBAI - 400 706.



DR V. SANKAR AIYAR & CO.  
 CHARTERED ACCOUNTANTS  
 FIRM REGN. No. 109208W

(G. SANKAR)  
 PARTNER  
 M. No. 46050

**SIES College Of Management Studies**  
**NERUL,NAVI MUMBAI**  
**Income & Expenditure Statement**  
**1-Apr-2018 to 31-Mar-2019**

Particulars	Amount	Particulars	Amount
<b>Expenses</b>	<b>112,130,178</b>	<b>Incomes</b>	<b>208,240,039</b>
Administrative Expenses	2,933,863	Fees Including Development charges	198,721,383
Advertisement & Publicity	1,672,482	Sale of Application Forms	6,326,000
Affiliation Fees	828,224	Other Academic Course Fee	674,263
Annual Maintenance Contracts	947,005	Other Fee Income	999,707
Audit Fees	1,738	Other Income	14,025
Bank Charges	13,923	Project Income	54,343
Books & Periodicals	2,762,569	Interest Received	643,701
College Annual Events	1,029,458	Sponsorship Received for the Events	778,881
Consumables	151,280	Miscellaneous Receipts	27,735
Conveyance & Travelling	47,350		
Depreciation	7,534,108		
Electricity Charges	4,498,209		
Housekeeping & Security	3,594,292		
Insurance Charges	176,060		
ISR Activities Expenses	11,626		
Legal & Professional Service Charges	503,000		
Licence Fee Renewal	2,210,064		
Miscellaneous Expenses	217,631		
Postage & Telephone	793,593		
Printing & Stationery	739,211		
Remuneration Paid	1,723,168		
Rent Rate & Taxes	1,781,580		
Repairs & Maintenance	1,570,882		
Retainership Paid	361,387		
Salary & Allowances	73,922,297		
Student Activity Expenses	961,247		
Water Charges	276,165		
Workshops & Seminars	611,900		
Project Expenses	255,868		
Excess of Income over Expenditure	96,109,861		
<b>Total</b>	<b>208,240,039</b>	<b>Total</b>	<b>208,240,039</b>

*R. Srinivas*

**DIRECTOR**  
**SIES COLLEGE OF MANAGEMENT STUDIES**  
 PLOT 1-E, SECTOR V, NERUL,  
 NAVI MUMBAI - 400 706.

OR V. SANKAR AIYAR & CO.  
 CHARTERED ACCOUNTANTS  
 FIRM REGN. No. 109208W

*G. Sankar*  
 (G. SANKAR)  
 PARTNER  
 M. No. 46050



**SIES College Of Management Studies**

NERUL, NAVI MUMBAI

**Balance Sheet**

1-Apr-2019 to 31-Mar-2020

	SIES College Of Management as at 31-Mar-2020		Assets	SIES College Of Management Studies as at 31-Mar-2020	
<b>Liabilities</b>					
<b>Capital Account</b>		<b>1,56,250</b>	<b>Fixed Assets</b>		<b>6,33,17,930</b>
Capital Equipment Fund	1,56,250		Building	7,93,33,896	
			Computer & Electronic Equipments	2,82,19,020	
<b>Loans (Liability)</b>		-	Electrical Equipments & Installations	3,59,26,463	
Loans & Advances (Liability)	-		Furniture & Fixtures	1,20,67,229	
			Land	1,89,15,175	
<b>Current Liabilities</b>		<b>15,26,800</b>	Motor Cars	9,46,602	
Duties & Taxes			Solar Panel (Building Utility)	31,29,000	
Sundry Creditors	11,63,519		Solar Power Generation System	20,88,750	
Retention Money	-		Less : - Depreciation Reserve Building	(4,99,07,703)	
Security Deposits Received	-		Less : - Depreciation Reserve Computer & Electronics Equipments	(2,70,50,563)	
Students Deposit & Other Advance Received	3,63,281		Less : - Depreciation Reserve Electrical Equipments & Installations	(2,73,29,388)	
			Less : - Depreciation Reserve Furniture & Fixtures	(68,73,911)	
<b>Current Liabilities Others</b>		<b>26,04,069</b>	Less : - Depreciation Reserve Motor Car	(9,46,602)	
Outstanding Dues Payable	14,71,185		Less : - Depreciation Reserve Solar Panel (Building Utility)	(52,00,039)	
Unutilised Project Grants	-				
DTE Facilitation Centre Charges Payable	-		<b>Investments</b>		<b>1,88,00,000</b>
Monthly Provisional Expenses	-				
Provision for Expenditure	11,32,884		<b>Current Assets</b>		<b>76,84,179</b>
			Deposits (Asset)	25,89,259	
<b>Profit &amp; Loss A/c</b>		<b>1,04,12,40,901</b>	Loans & Advances (Asset)	(6,692)	
Opening Balance	94,23,10,915		Sundry Debtors	17,31,890	
Current Period	9,89,29,985		Bank Accounts	14,58,026	
			Fee Receivable	1,40,000	
			Fee Receivable - SC/ST	5,69,181	
			Tax Status	8,81,794	
			Prepaid Expenses	3,20,721	
			<b>Branch / Divisions</b>		<b>95,57,25,911</b>
			Interunit Transactions	26,68,78,941	
			Transfer of Funds - In	(51,44,16,821)	
			Transfer of Funds - Out	1,22,20,63,791	
			Transfer of Funds - Out (Society)	(1,88,00,000)	
<b>Total</b>		<b>1,04,55,28,020</b>	<b>Total</b>		<b>1,04,55,28,020</b>

*R. Bhowane*


**DIRECTOR**

**SIES COLLEGE OF MANAGEMENT STUDIES**

PLOT 1-E, SECTOR V, NERUL,

NAVI MUMBAI - 400 706.

*J. Borkar*



**SIES COLLEGE OF MANAGEMENT STUDIES**  
**Income & Expenditure Account for the year ended 31st March, 2020**

31.03.2019 Amount (Rs.)	Expenditure	31.03.2020 Amount (Rs.)	31.03.2019 Amount (Rs.)	Income	31.03.2020 Amount (Rs.)
7,39,22,297	Salaries & Allowances	7,44,50,338	6,43,701	Interest received	5,52,709
3,61,387	Retainership paid	2,26,435	19,87,21,383	Fees Including Development Charges	20,39,98,149
17,81,580	Rent, Rate & Taxes	17,13,135	63,26,000	Sale of Application Forms	63,70,379
2,76,165	Water Charges	2,14,423	6,74,263	Other Academic Course Fee	2,20,252
9,47,005	Annual Maintenance Contracts	8,81,330	9,99,707	Other Fee Income	20,91,459
15,70,882	Repairs & Maintenance	9,57,204	14,025	Other Income	13,140
22,10,064	Licence Fee Renewal	22,33,192	54,343	Project Income	38,622
7,39,211	Printing & Stationery	5,05,484	7,78,881	Sponsorship Received for the Events	5,11,279
7,93,593	Postage & Telephone	11,46,170	27,735	Miscellaneous receipts	77,231
44,98,209	Electricity Charges	45,13,092			
1,76,060	Insurance Charges	1,99,856			
16,72,482	Advertisement & Publicity	26,43,115			
47,350	Conveyance & Travelling	94,579			
1,51,280	Consumables	1,02,788			
10,29,458	College Annual Events	17,73,560			
1,738	Audit fees	-			
5,03,000	Legal & Professional Service Charges	13,27,650			
17,23,168	Remuneration paid	29,25,083			
29,33,863	Administrative Expenses	36,70,594			
8,28,224	Affiliation Fees	7,82,106			
13,923	Bank Charges	16,832			
35,94,292	Housekeeping & Security	39,27,820			
27,62,569	Books & Periodicals	15,62,480			
9,61,247	Student Activity Expenses	5,40,767			
6,11,900	Workshops & Seminars	15,62,578			
2,17,631	Miscellaneous Expenses	(38)			
-	Endowment Disbursement	2,81,112			
11,626	ISR Activities Expenses	3,855			
2,55,868	Project Expenses	4,74,138			
75,34,108	Depreciation	62,13,558			
9,61,09,861	Excess of Income over Expenditure	9,89,29,985			
20,82,40,039	<b>Total</b>	<b>21,38,73,220</b>	<b>20,82,40,039</b>	<b>Total</b>	<b>21,38,73,220</b>

*G. Sankar*

G. Sankar  
Partner  
M/s V.Sankar Aiyar & Co.



*Dr. Bigyan Verma*

Dr. Bigyan Verma  
Director

*V.S. Murugan*

V.S. Murugan  
(Accountant)

**SIES College Of Management Studies**  
NERUL, NAVI MUMBAI  
**Balance Sheet**  
1-Apr-2020 to 31-Mar-2021

Liabilities	as at 31-Mar-2021		Assets	as at 31-Mar-2021	
<b>Capital Account</b>		<b>1,56,250</b>	<b>Fixed Assets</b>		<b>5,93,40,183</b>
Capital Equipment Fund	1,56,250		Building	7,93,33,896	
			Computer & Electronic Equipments	2,87,92,205	
<b>Current Liabilities</b>		<b>10,87,177</b>	Electrical Equipments & Installations	3,59,85,433	
Sundry Creditors	9,26,393		Furniture & Fixtures	1,20,67,229	
Students Deposit & Other Advance Received	1,60,784		Land	1,89,15,175	
			Motor Cars	10,13,272	
<b>Current Liabilities Others</b>		<b>5,33,244</b>	Solar Panel (Building Utility)	31,29,000	
Outstanding Dues Payable	31,185		Solar Power Generation System	20,88,750	
Provision for Expenditure	5,02,059		Less : - Depreciation Reserve Building	(5,28,50,322)	
			Less : - Depreciation Reserve Computer & Electronics Equipm	(2,77,47,219)	
<b>Profit &amp; Loss A/c</b>		<b>1,07,06,26,089</b>	Less : - Depreciation Reserve Electrical Equipments & Installa	(2,86,27,795)	
Opening Balance	1,04,12,40,901		Less : - Depreciation Reserve Furniture & Fixtures	(73,93,243)	
Current Period	2,93,85,189		Less : - Depreciation Reserve Motor Car	(1,51,991)	
			Less : - Depreciation Reserve Solar Panel (Building Utility)	(52,14,208)	
			<b>Investments</b>		<b>2,05,00,000</b>
			<b>Current Assets</b>		<b>1,11,94,410</b>
			Deposits (Asset)	25,89,259	
			Bank Accounts	17,56,654	
			Fee Receivable	30,88,756	
			Fee Receivable - SC/ST	5,12,063	
			Tax Status	3,750	
			Prepaid Expenses	32,43,928	
			<b>Branch / Divisions</b>		<b>98,13,68,167</b>
			Interunit Transactions	22,27,50,956	
			Transfer of Funds - In	(59,98,25,021)	
			Transfer of Funds - Out	1,37,89,42,232	
			Transfer of Funds - Out (Society)	(2,05,00,000)	
<b>Total</b>		<b>1,07,24,02,760</b>	<b>Total</b>		<b>1,07,24,02,760</b>

*G. Sankar*

G. Sankar  
Partner  
M/s V.Sankar Aiyar & Co.



*Dr. Bigyan Verma*

Dr. Bigyan Verma  
Director

*V.S. Murugan*

V.S. Murugan  
(Accountant)

**SIES COLLEGE OF MANAGEMENT STUDIES**  
Income & Expenditure Account for the year ended 31st March, 2021

31.03.2020 Amount (Rs.)	Expenditure	31.03.2021 Amount (Rs.)	31.03.2020 Amount (Rs.)	Income	31.03.2021 Amount (Rs.)
7,44,50,338	Salaries & Allowances	6,01,85,809	552709	Interest received	409107
2,26,435	Retainership paid	1,80,000	203998149	Fees Including Development Charges	144873515
17,13,135	Rent, Rate & Taxes	3,12,03,840	6370379	Sale of Application Forms	1345500
2,14,423	Water Charges	1,46,992	2400614	Other Fee	599169
8,81,330	Annual Maintenance Contracts	8,16,779	77269	Miscellaneous Receipts	1451145
9,57,204	Repairs & Maintenance	16,69,461			
22,33,192	Licence Fee Renewal	16,61,791			
5,05,484	Printing & Stationery	2,72,670			
11,46,170	Postage & Telephone	8,18,159			
45,13,092	Electricity Charges	26,96,193			
1,99,856	Insurance Charges	2,34,054			
26,43,115	Advertisement & Publicity	23,15,927			
94,579	Conveyance & Travelling	12,085			
1,02,788	Consumables	1,59,800			
17,73,560	College Annual Events	76,294			
13,27,650	Legal & Professional Service Charges	4,15,500			
29,25,083	Remuneration paid	18,63,010			
36,70,594	Administrative Expenses	2,55,559			
7,82,106	Affiliation Fees	13,62,793			
16,832	Bank Charges	6,162			
39,27,820	Housekeeping & Security	45,91,342			
15,62,480	Books & Periodicals	18,57,260			
5,40,767	Student Activity Expenses	7,08,803			
15,62,578	Workshops & Seminars	1,59,790			
2,81,112	Endowment Disbursement	-			
3,855	ISR Activities Expenses	-			
62,13,558	Depreciation	56,23,174			
9,89,29,985	Excess of Income over Expenditure	2,93,85,189			
21,33,99,120	Total	14,86,78,436	21,33,99,120	Total	148678436

*G. Sankar*

G. Sankar  
Partner  
M/s V.Sankar Aiyar & Co.



*Dr. Bigyan Verma*

Dr. Bigyan Verma  
Director

*V.S. Murugan*

V.S. Murugan  
(Accountant)

**SIES College Of Management Studies**  
NERUL, NAVI MUMBAI  
**Balance Sheet**  
1-Apr-2021 to 31-Mar-2022

Liabilities	as at 31-Mar-2022		Assets	as at 31-Mar-2022	
<b>Capital Account - ( Schedule A)</b>		<b>8,692,425</b>	<b>Fixed Assets (Schedule C)</b>		<b>54,572,178</b>
Capital Equipment Fund	156,250		Building	79,333,896	
Staff Gratuity Fund	8,536,175		Computer & Electronic Equipments	28,792,205	
			Electrical Equipments & Installations	35,985,433	
<b>Current Liabilities (Schedule B)</b>		<b>198,711</b>	Furniture & Fixtures	12,067,229	
Sundry Creditors	56,561		Land	18,915,175	
Students Deposit & Other Advance Received	111,674		Motor Cars	1,013,272	
Duties and Taxes	30,476		Solar Panel (Building Utility)	3,129,000	
			Solar Power Generation System	2,088,750	
<b>Current Liabilities Others (Schedule B)</b>		<b>834,817</b>	Less : - Depreciation Reserve Building	(55,498,680)	
Outstanding Dues Payable	31,185		Less : - Depreciation Reserve Computer & Electronics Equipm	(28,165,213)	
Provision for Expenditure	801,628		Less : - Depreciation Reserve Electrical Equipments & Instal	(29,731,440)	
Unutilised Project Grant	2,004		Less : - Depreciation Reserve Furniture & Fixtures	(7,860,642)	
			Less : - Depreciation Reserve Motor Car	(281,183)	
<b>Profit &amp; Loss A/c</b>		<b>1,062,651,467</b>	Less : - Depreciation Reserve Solar Panel (Building Utility)	(5,215,625)	
Opening Balance	1,070,626,089				
Current Period	(7,974,623)		<b>Investments (Schedule D)</b>		<b>22,000,000</b>
			<b>Current Assets (Schedule E)</b>		<b>9,422,501</b>
			Deposits (Asset) & Advances	2,659,108	
			Bank Accounts	835,502	
			Fee Receivable	1,666,465	
			Fee Receivable - SC/ST	512,063	
			Other Receivable	30,476	
			Prepaid Expenses	3,718,887	
			<b>Branch / Divisions</b>		<b>986,382,741</b>
			Interunit Transactions	214,015,976	
			Transfer of Funds - In	(676,535,467)	
			Transfer of Funds - Out	1,469,102,232	
			Transfer of Funds - Out (Society)	(20,200,000)	
<b>Total</b>		<b>1,072,377,420</b>	<b>Total</b>		<b>1,072,377,420</b>


*G. Sankar*

G. Sankar  
Partner  
M/s V.Sankar Aiyar & Co.



*Dr. Suhas Tambe*

Dr. Suhas Tambe  
Director



*V.S. Murugan*

V.S. Murugan  
(Accountant)

**SIES COLLEGE OF MANAGEMENT STUDIES**  
Income & Expenditure Account for the year ended 31st March, 2022

31.03.2021 Amount (Rs.)	Expenditure	31.03.2022 Amount (Rs.)	31.03.2021 Amount (Rs.)	Income	31.03.2022 Amount (Rs.)
60,185,809	Salaries & Allowances	61,216,578	409,107	Interest received	215,013
180,000	Retainership paid	180,000	144,873,515	Fees Including Development Charges	86,271,756
31,203,840	Rent, Rate & Taxes	2,292,552	1,345,500	Sale of Application Forms	400,025
146,992	Water Charges	169,620	599,169	Other Fee	1,057,006
816,779	Annual Maintenance Contracts	1,154,106	1,451,145	Miscellaneous Receipts	-
1,669,461	Repairs & Maintenance	1,098,829			
1,661,791	Licence Fee Renewal	4,011,505			
272,670	Printing & Stationery	422,025			
818,159	Postage & Telephone	929,088			
2,696,193	Electricity Charges	3,615,867			
234,054	Insurance Charges	252,874			
2,315,927	Advertisement & Publicity	4,041,176			
12,085	Conveyance & Travelling	42,256			
159,800	Consumables	58,750			
76,294	College Annual Events	329,496			
415,500	Legal & Professional Service Charges	468,000			
1,863,010	Remuneration paid	2,051,605			
255,559	Administrative Expenses	1,712,796			
1,362,793	Affiliation Fees	537,000			
6,162	Bank Charges	13,313			
4,591,342	Housekeeping & Security	5,077,677			
1,857,260	Books & Periodicals	343,756			
708,803	Student Activity Expenses	498,796			
159,790	Workshops & Seminars	11,801			
-	Endowment Disbursement	550,835			
-	Miscellaneous Expenses	70,117			
5,623,174	Depreciation	4,768,005			
29,385,188	Excess of Income over Expenditure	-	-	Excess of Expenditure over Income	7,974,623
148,678,436	Total	95,918,422	148,678,436	Total	95,918,422


*G. Sankar*

G. Sankar  
Partner

M/s V.Sankar Aiyar & Co.



*Dr. Suhas Tambe*  
Director



*V.S. Murugan*  
V.S. Murugan  
(Accountant)



**SIES College Of Management Studies**  
**NERUL,NAVI MUMBAI**  
**Balance Sheet as of 31st March, 2023**

Liabilities	31.03.2023 Amount (Rs.)		Assets	31.03.2023 Amount (Rs.)	
<b>Capital Account</b>		<b>156,250</b>	<b>Fixed Assets</b>		<b>51,626,334</b>
Capital Equipment Fund	156,250		Building	79,333,896	
			Computer & Electronic Equipments	29,232,007	
			Electrical Equipments & Installations	35,985,433	
			Furniture & Fixtures	12,067,229	
<b>Current Liabilities</b>		<b>2,193,907</b>	Land	18,915,175	
Duties & Taxes	824,297		Motor Cars	2,065,054	
Sundry Creditors	1,168,329		Solar Panel (Building Utility)	3,129,000	
Retention Money	26,908		Solar Power Generation System	2,088,750	
Students Deposit & Other Advance Received	174,373		Less : - Depreciation Reserve Building	(57,882,202)	
			Less : - Depreciation Reserve Computer& Electronics Equipments	(28,591,930)	
			Less : - Depreciation Reserve Electrical Equipments & Installations	(30,669,539)	
<b>Current Liabilities Others</b>		<b>14,082,223</b>	Less : - Depreciation Reserve Furniture & Fixtures	(8,281,301)	
Outstanding Dues Payable	9,517,921		Less : - Depreciation Reserve Motor Car	(548,764)	
Provision for Expenditure	4,564,302		Less : - Depreciation Reserve Solar Panel	(5,216,475)	
			<b>Investments</b>		<b>21,450,000</b>
			<b>Current Assets</b>		<b>9,606,387</b>
			Deposits (Asset)	2,877,259	
			Bank Accounts	2,257,184	
			Fee Receivable	14,166	
			Fee Receivable - SC/ST	512,063	
<b>Income &amp; Expenditure A/c</b>		<b>1,058,220,297</b>	Interest Receivables	284	
Opening Balance	1,062,651,467		Prepaid Expenses	3,945,431	
Current Period	(4,431,170)		<b>Branch / Divisions</b>		<b>991,969,956</b>
			Interunit Transactions	991,969,956	
<b>Total</b>		<b>1,074,652,677</b>	<b>Total</b>		<b>1,074,652,677</b>



*Asha Patel*  
**Asha Patel**  
 Partner

M/s V.Sankar Aiyar & Co.



*Dr. Sandeep Bhanot*  
**Dr. Sandeep Bhanot**  
 Director

*Merwyn D'Souza*  
**Merwyn D'Souza**  
 (Accountant)

**SIES COLLEGE OF MANAGEMENT STUDIES**  
Income & Expenditure Account for the year ended 31st March, 2023

31.03.2022 Amount (Rs.)	Expenditure	31.03.2023 Amount (Rs.)	31.03.2022 Amount (Rs.)	Income	31.03.2023 Amount (Rs.)
61,216,578	Salaries & Allowances	49,847,748	215,013	Interest received	176,140
180,000	Retainership paid	197,000	86,271,756	Fees Including Development Charges	100,590,156
2,292,552	Rent, Rate & Taxes	3,913,664	400,025	Sale of Application Forms	714,000
169,620	Water Charges	187,165	1,057,006	Other Fee	615,814
1,154,106	Annual Maintenance Contracts	673,365	-	Miscellaneous receipts	347,049
1,098,829	Repairs & Maintenance	4,938,141			
4,011,505	Licence Fee Renewal	4,209,847			
422,025	Printing & Stationery	608,689			
929,088	Postage & Telephone	1,009,086			
3,615,867	Electricity Charges	6,911,895			
252,874	Insurance Charges	258,140			
4,041,176	Advertisement & Publicity	4,649,432			
42,256	Conveyance & Travelling	159,412			
58,750	Consumables	128,651			
329,496	College Annual Events	1,494,623			
468,000	Legal & Professional Service Charges	3,873,200			
2,051,605	Remuneration paid	4,172,383			
1,712,796	Administrative Expenses	2,781,703			
537,000	Affiliation Fees	1,342,040			
13,313	Bank Charges	15,543			
5,077,677	Housekeeping & Security	6,756,720			
343,756	Books & Periodicals	1,628,128			
498,796	Student Activity Expenses	2,028,638			
11,801	Workshops & Seminars	477,308			
70,117	Miscellaneous Expenses	77,520			
550,835	Endowment Disbursement	95,060			
	ISR Activities Expenses	1,800			
4,768,005	Depreciation	4,437,428			
			7,974,623	Excess of Expenditure over Income	4,431,170
95,918,422	Total	106,874,329	95,918,422	Total	106,874,329


*Asha Patel*

Asha Patel  
Partner  
M/s V.Sankar Aiyar & Co.



*Dr. Sandeep Bhanot*

Dr. Sandeep Bhanot  
Director



*Merwyn D'Souza*  
Merwyn D'Souza  
(Accountant)

Tel. : 022-2200 4465, 2206 7440  
E-mail : mumbai@vsa.co.in  
Website : www.vsa.co.in

**V. Sankar Aiyar & Co.**  
CHARTERED ACCOUNTANTS  
2-C, Court Chambers  
35, New Marine Lines  
Mumbai - 400 020

### AUDITOR'S REPORT


We have audited the attached INCOME & EXPENDITURE and the BALANCE SHEET of SIES COLLEGE OF MANAGEMENT STUDIES, NERUL, NAVI MUMBAI- 400706 for the period **01/04/2023 to 31/03/2024** annexed thereto and report that:

1. We have obtained all the information and explanations which to the best of our knowledge and belief were necessary for the purpose of our audit.
2. In our opinion, proper books of accounts as required by law have been kept by the school, so far as it appears from our examination of the books.
3. In our opinion and to the best of our knowledge and belief the accounts give true and fair view of the BALANCE SHEET OF THE MANAGEMENT STUDIES SECTION as on **31<sup>ST</sup> MARCH 2024** and surplus in the case of INCOME & EXPENDITURE A/C for the period ended as on that date.

For V. Sankar Aiyar & Co  
Chartered Accountants  
FRN 109208W

Asha Patel  
Partner  
(M.No.166048)  
UDIN: 24166048BKFDKE5136

Place: Mumbai  
Date : 13.07.2024



**SIES COLLEGE OF MANAGEMENT STUDIES**

**Income & Expenditure Account for the year ended 31st March, 2024**

31.03.2023		31.03.2024		31.03.2023		31.03.2024	
Amount (Rs.)	Expenditure	Amount (Rs.)	Income	Amount (Rs.)	Income	Amount (Rs.)	Amount (Rs.)
4,98,47,748	Salaries & Allowances	5,55,63,105		1,76,140	Interest received		6,45,753
1,97,000	Retainership paid	-		10,05,90,156	Fees Including Development Charges		12,57,12,558
39,13,664	Rent, Rate & Taxes	55,33,349		7,14,000	Sale of Application Forms		6,89,000
1,87,165	Water Charges	1,96,139		6,15,814	Other Fee		9,54,671
6,73,365	Annual Maintenance Contracts	9,06,566		3,47,049	Miscellaneous receipts		38,925
49,38,141	Repairs & Maintenance	85,43,995					
42,09,847	Licence Fee Renewal	33,83,204					
6,08,689	Printing & Stationery	9,23,420					
10,09,086	Postage & Telephone	13,26,342					
69,11,895	Electricity Charges	22,62,424					
2,58,140	Insurance Charges	2,49,819					
46,49,432	Advertisement & Publicity	66,48,032					
1,59,412	Conveyance & Travelling	7,40,890					
1,28,651	Consumables	76,790					
14,94,623	College Annual Events	17,91,447					
38,73,200	Legal & Professional Service Charges	19,22,250					
41,72,383	Remuneration paid	40,48,936					
27,81,703	Administrative Expenses	48,36,544					
13,42,040	Affiliation Fees	15,63,407					
15,543	Bank Charges	4,689					
67,56,720	Housekeeping & Security	78,43,434					
16,28,128	Books & Periodicals	13,60,779					
20,28,638	Student Activity Expenses	36,96,310					
4,77,308	Workshops & Seminars	12,23,708					
77,520	Miscellaneous Expenses	187					
95,060	Endowment Disbursement	1,09,463					
1,800	ISR Activities Expenses	5,611					
44,37,428	Depreciation	71,45,734					
	Excess of Income over Expenditure	61,34,334		44,31,170	Excess of Expenditure over Income		
10,68,74,329	Total	12,80,40,907		10,68,74,329	Total		12,80,40,907

**FOR V. SANKAR AIYAR & CO.**  
**CHARTERED ACCOUNTANTS**  
 FIRM REGN. NO. 109208W

Asha Patel

Partner (ASHA PATEL)

M/s V.Sankar AIYAR & CO.  
 M. No. 168048

Dr.Sandeep Bhanot  
 Director

Merwyn D'Souza  
 (Accountant)



**SIES College Of Management Studies**  
**NERUL, NAVI MUMBAI**  
**Balance Sheet as of 31st March, 2024**

	31.03.2024 Amount (Rs.)	31.03.2024 Amount (Rs.)	31.03.2024 Amount (Rs.)
<b>Liabilities</b>	<b>31.03.2024 Amount (Rs.)</b>	<b>Assets</b>	<b>31.03.2024 Amount (Rs.)</b>
Capital Account	156,250	<b>Fixed Assets</b>	74,141,930
Capital Equipment Fund		Building	102,558,618
		Computer & Electronic Equipments	29,989,615
		Electrical Equipments & Installations	38,929,185
		Furniture & Fixtures	14,802,477
		Land	18,915,175
		Motor Cars	2,065,054
		Solar Panel (Building Utility)	3,129,000
		Solar Power Generation System	2,088,750
		Less :- Depreciation Reserve Building	(62,349,844)
		Less :- Depreciation Reserve Computer & Electronics Equipments	(29,151,004)
		Less :- Depreciation Reserve Electrical Equipments & Installations	(31,908,486)
		Less :- Depreciation Reserve Furniture & Fixtures	(8,933,419)
		Less :- Depreciation Reserve Motor Car	(776,207)
		Less :- Depreciation Reserve Solar Panel	(5,216,985)
		<b>Investments</b>	20,950,000
		<b>Current Assets</b>	10,858,707
		Deposits (Asset)	2,877,259
		Loans & Advances	2,048,000
		Bank Accounts	855,976
		Fee Receivable	448,076
		Fee Receivable - SC/ST	512,063
		Interest Receivables	214,245
		Tax Status	27,088
		Prepaid Expenses	3,876,001
		<b>Branch / Divisions</b>	973,645,696
		Interunit Transactions	973,645,696
		<b>Total</b>	<b>1,079,596,333</b>
		<b>Total</b>	<b>1,079,596,333</b>
<b>Income &amp; Expenditure A/c</b>	<b>1,064,354,631</b>		
Opening Balance	1,058,220,297		
Current Period	6,134,334		
<b>Total</b>	<b>1,079,596,333</b>		

**FOR V. SANKAR AIYAR & CO.**  
**CHARTERED ACCOUNTANTS**  
**FIRM REGN. NO. 109208W**  
**Asha Patel**

Partner  
**(ASHA PATEL)**  
**PARTNER**  
**M. No. 168048**



**Dr. Sandeep Bhanot**  
**Director**

**Meharvini D. Solkar**  
**(Accountant)**